


2016 Ford E-Series (40-Bit) - North America - Requested by XXXXXXXXXX			
Item	Wire Color	Polarity	Wire Location
12 Volts	Blue/Red or Green/Red (common 20A)	+	Ignition Switch, gray 13 pin plug, pin 2
Second 12 Volts	Blue/Red or Green/Red (x2) (common 20A)	+	Ignition Switch, gray 13 pin plug, pins 7, 9
Ground	(chassis ground)		
Starter	Blue/White	+	Ignition Switch, gray 13 pin plug, pin 5
Ignition	White/Orange	+	Ignition Switch, gray 13 pin plug, pin 1
Accessory	Brown/Yellow	+	Ignition Switch, gray 13 pin plug, pin 8
Second Accessory	Violet/Green	+	Ignition Switch, gray 13 pin plug, pin 3
Keysense	Blue/Gray	-	Key Switch, gray 10 pin plug, pin 10
CAN Bus High	White/Blue (HS CAN)	Data	OBD-Data Link Connector, black 16 pin plug, pin 6
CAN Bus Low	White (HS CAN)	Data	OBD-Data Link Connector, black 16 pin plug, pin 14
CAN Bus High 2	Gray/Orange (MS CAN)	Data	OBD-Data Link Connector, black 16 pin plug, pin 3
CAN Bus Low 2	Violet/Orange (MS CAN)	Data	OBD-Data Link Connector, black 16 pin plug, pin 11
OBD 12 Volts	Green/Red or Yellow/Red (15A)	+	OBD-Data Link Connector, black 16 pin plug, pin 16
OBD Ground	Black/Gray or Black	-	OBD-Data Link Connector, black 16 pin plug, pin 4
OBD Connector	Black		Under Driver Dash, Above Brake Pedal
RX DATA	Violet/Gray	Data	PATS Transceiver on ignition switch, green 4 pin plug, pin 3
TX DATA	Yellow/Orange	Data	PATS Transceiver on ignition switch, green 4 pin plug, pin 4
Power Lock	Gray/Yellow	-	Driver Kick --or-- SJB under driver dash, gray 26 pin plug (C), pin 17
Power Unlock	Violet/Gray	-	Driver Kick --or-- SJB under driver dash, gray 26 pin plug (C), pin 4
Lock Motor	Gray/Brown	Reverse	Driver Kick --or-- SJB under driver dash, black 32 pin plug (D), pin 6
Driver Unlock Motor	Blue/Green	Reverse	Driver Kick --or-- SJB under driver dash, black 32 pin plug (D), pin 28
Passenger Unlock Motor	Violet/Gray	Reverse	Driver Kick --or-- SJB under driver dash, black 32 pin plug (D), pin 27
Parking Lights	Violet/White	+	Driver Kick --or-- SJB under driver dash, gray 13 pin plug (E), pin 6
Parking Lights -	Gray (see Tech Doc 1096)	-	Headlight Switch, gray 10 pin plug, pin 2
Parking Lights Interrupt	Black/Blue	Cut	Headlight Switch, gray 10 pin plug, pin 3
Hazards	Brown/Yellow	-	Hazard Switch --or-- SJB under driver dash, black 52 pin plug (B), pin 48
Turn Signal (Left)	Blue/Green (LF); Gray/Brown (LR)	+	SJB under driver dash, black 26 pin plug (F), pin 21 (LF); black 32 pin plug (D), pin 25 (LR)
Turn Signal (Right)	Yellow/Violet (RF); Violet/Orange (RR)	+	SJB under driver dash, black 26 pin plug (F), pin 23 (RF); black 32 pin plug (D), pin 26 (RR)
Headlight	Blue/White (headlight); Black/Blue (switch ground)	- and Cut	Headlight Switch, gray 10 pin plug, pins 7, 3
Reverse Light	Blue/White	+	Driver Kick, black 14 pin plug, pin 2
Left Front Door Trigger	Green/Violet	-	Driver Kick --or-- SJB under driver dash, gray 26 pin plug (C), pin 14
Right Front Door Trigger	White (diode isolate, see Tech Doc 1076)	-	SJB under driver dash, gray 26 pin plug (C), pin 2
Dome Light	Gray/Violet	+	Driver Kick --or-- SJB under driver dash, gray 14 pin plug (A), pin 9
Tachometer	Green/Violet (5.4L)	AC	Camshaft Position Sensor, engine driver side front, black 2 pin plug, pin 2
Tachometer 2	Brown/Blue (6.8L)	AC	Camshaft Position Sensor, engine driver side front, black 2 pin plug, pin 2
Fuel Pump	Violet/Green	+	Fuel Pump Relay in battery junction box on driver fender --or-- Inertia Fuel Shutoff Switch under driver dash (if equipped)
Speed Sense	Violet/Orange (except stripped chassis models)	AC	Driver Kick, harness to rear
Brake Wire	Violet/White	+	Brake Switch --or-- SJB under driver dash, black 52 pin plug (B), pin 40
Parking Brake	White/Violet	-	Parking Brake Switch --or-- SJB under driver dash, gray 26 pin plug (C), pin 1
Horn Trigger	Blue/White	-	Horn Switch --or-- SJB under driver dash, black 52 pin plug (B), pin 41
Wipers	Blue/Orange (LO); Violet/Orange (HI)	-	Wiper Switch, black 6 pin plug, pin 6 (LO); pin 1 (HI)


2016 Ford E-Series (40-Bit) - North America - Requested by csnow@snowsauto.com

Item	Wire Color	Polarity	Wire Location
Wipers Protection	Black/Blue (ground)	Cut	Wiper Switch, black 6 pin plug, pin 5
Left Front Window (Up/Down)	Blue/Gray - Yellow/Violet	A	Master Window Switch, gray 8 pin plug, pins 5 - 1
Right Front Window (Up/Down)	Brown/Yellow - Green/Orange	A	Driver Kick, door harness
Radio 12V	White/Red	+	Radio, gray 24 pin plug, pin 1
Radio Ground	Black/Gray	-	Radio, gray 24 pin plug, pin 13
Radio Ignition	Blue (base radio only; MS CAN on premium)	+	Radio, gray 24 pin plug, pin 2
Radio Illumination	Violet/Gray (base radio only; MS CAN on premium)	+ Dimmer	Radio, gray 24 pin plug, pin 3
Factory Amp Turn-on	Yellow/Violet	+	Radio, gray 24 pin plug, pin 7
Left Front Speaker (+/-)	White - White/Brown or Green - Gray	+,-	Radio, gray 24 pin plug, pins 8 - 21
Right Front Speaker (+/-)	White/Violet - White/Orange or Violet - Yellow	+,-	Radio, gray 24 pin plug, pins 11 - 12
Left Rear Speaker (+/-)	White/Green - Brown/Yellow or Green/Brown - Gray/Brown	+,-	Radio, gray 24 pin plug, pins 9 - 22
Right Rear Speaker (+/-)	Brown/White - Brown/Blue or Violet/Brown - Yellow/Blue	+,-	Radio, gray 24 pin plug, pins 10 - 23
Left Front Speaker - With Amp	White - White/Brown	+,-	Amplifier behind center of dash, black 14 pin plug, pins 13 - 6
Right Front Speaker - With Amp	White/Violet - White/Orange	+,-	Amplifier behind center of dash, black 14 pin plug, pins 11 - 4
Left Rear Speaker - With Amp	White/Green - Brown/Yellow	+,-	Amplifier behind center of dash, black 14 pin plug, pins 12 - 5
Right Rear Speaker - With Amp	Brown/White - Brown/Blue	+,-	Amplifier behind center of dash, black 14 pin plug, pins 10 - 3
Aux. Audio Input Left (+/-)	Blue - Yellow/Green (w/o SYNC)	+,-	Radio, gray 24 pin plug, pins 18 - 19 or gray 16 pin plug, pins 7 - 8
Aux. Audio Input Right (+/-)	Blue/Green - White/Green (w/o SYNC)	+,-	Radio, gray 24 pin plug, pins 16 - 17 or gray 16 pin plug, pins 6 - 14
Rearview Camera Video	Brown - Brown/Yellow	+,-	Radio, gray 10 pin plug, pins 1 - 6
RSE Audio Left (+/-)	Blue - Gray/Orange (SYNC audio)	+,-	Radio, gray 16 pin plug, pins 1 - 2
RSE Audio Right (+/-)	Violet/Green - Brown/White (SYNC audio)	+,-	Radio, gray 16 pin plug, pins 9 - 10
Headunit	Double DIN		Center of Dash
Left Front Speaker	6 x 8	4	Left Front Door
Right Front Speaker	6 x 8	4	Right Front Door


Wiring Photo and Notes: 12 Volts

Wiring Photo and Notes: 12 Volts

There are no notes for this wire.


Wiring Photo and Notes: Second 12 Volts

There are no notes for this wire.


Wiring Photo and Notes: Starter

There are no notes for this wire.


Wiring Photo and Notes: Ignition

Wiring Photo and Notes: Ignition

There are no notes for this wire.


Wiring Photo and Notes: Accessory

There are no notes for this wire.


Wiring Photo and Notes: Second Accessory

There are no notes for this wire.


Wiring Photo and Notes: CAN Bus High

Wiring Photo and Notes: CAN Bus High

There are no notes for this wire.


Wiring Photo and Notes: CAN Bus Low

There are no notes for this wire.


Wiring Photo and Notes: CAN Bus High 2

There are no notes for this wire.


Wiring Photo and Notes: CAN Bus Low 2

Wiring Photo and Notes: CAN Bus Low 2

There are no notes for this wire.

Wiring Photo and Notes: OBD 12 Volts

There are no notes for this wire.


Wiring Photo and Notes: OBD Ground

There are no notes for this wire.

Wiring Photo and Notes: OBD Connector

Wiring Photo and Notes: OBD Connector


Ford E-Series
OBD Connector
Under Driver Dash
Above Brake Pedal



There are no notes for this wire.

Wiring Photo and Notes: Power Lock


Ford E-Series
driver kick
door harness



There are no notes for this wire.


Wiring Photo and Notes: Power Unlock

Ford E-Series
driver kick
door harness




There are no notes for this wire.


Wiring Photo and Notes: Parking Lights

Wiring Photo and Notes: Parking Lights

There are no notes for this wire.


Wiring Photo and Notes: Hazards

There are no notes for this wire.


Wiring Photo and Notes: Turn Signal (Left)

There are no notes for this wire.


Wiring Photo and Notes: Turn Signal (Right)

Wiring Photo and Notes: Turn Signal (Right)

There are no notes for this wire.


Wiring Photo and Notes: Reverse Light

There are no notes for this wire.


Wiring Photo and Notes: Left Front Door Trigger

There are no notes for this wire.


Wiring Photo and Notes: Right Front Door Trigger

Wiring Photo and Notes: Right Front Door Trigger

There are no notes for this wire.


Wiring Photo and Notes: Dome Light

There are no notes for this wire.

Wiring Photo and Notes: Brake Wire

There are no notes for this wire.

Wiring Photo and Notes: Horn Trigger

Wiring Photo and Notes: Horn Trigger

There are no notes for this wire.

© 2018 Directed. All rights reserved.

DirectWire and its vehicle information are for the sole use of authorized Directed personnel and it's participating dealers and distributors. The information contained on these pages may contain confidential and privileged information. Any unauthorized review, use, disclosure or distribution is prohibited.